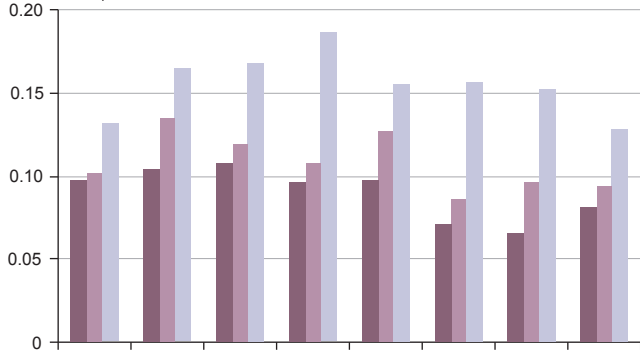


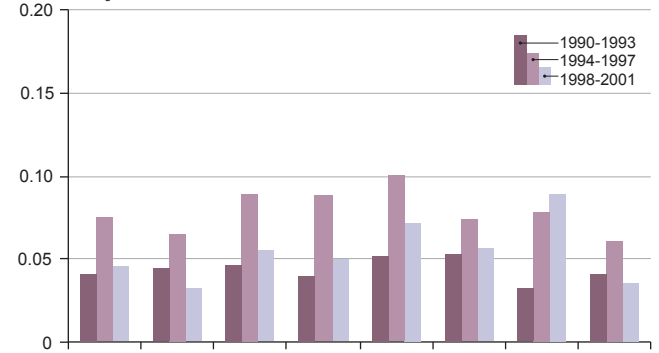
# Arctic Monitoring and Assessment Programme

AMAP Assessment 2006: Acidifying Pollutants, Arctic Haze, and Acidification in the Arctic, Figure 3.15

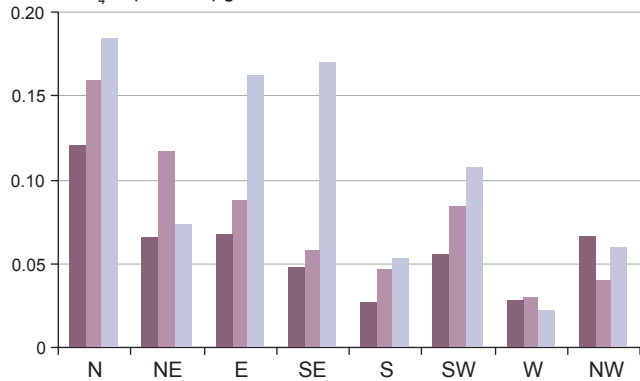
Mean NH<sub>4</sub> concentration, µg/m<sup>3</sup>



Mean NO<sub>3</sub> concentration, µg/m<sup>3</sup>



Mean NH<sub>4</sub> exposure, µg/m<sup>3</sup>/hr



Mean NO<sub>3</sub> exposure, µg/m<sup>3</sup>/hr

